



Ekol Stoves

Equally at home in the City or Countryside, all Ekol stoves can be used to burn wood in any area of the UK.

All models are so Ultra Clean Burning, they are up to 8 times cleaner than the required standard for smoke control areas. All are officially recognised by DEFRA as exempt appliances.

Designed and developed in Dorset, England, the Ekol range of multifuel stoves is the result of many thousands of hours of state of the art research and development to create the most efficient, cleanest, most durable and easy to use stoves possible. All have advanced Clearglass airwash system and optional mirrored glass.

Ekol have developed a range of 'Crystal' Cast Iron models as well as the Hybrid 'Clarity' range, utilising an optimised choice of Cast Iron components along with precision engineered heavy gauge steel and refractory firebrick linings. All share the same advanced cleanburn technology.

We have created the first ever double-sided stove suitable for smoke control areas.

Also available is our boiler model, amongst an elite selection of boiler stoves available which can legally be used to burn wood anywhere in the UK. All models are BS and CE approved for use throughout Europe.

For more information on SIA EcoDesign and ClearSkies standards visit www.clearskiesmark.org



Contents

Ekol Clarity Range

- 4. Clarity 5
- 5. Clarity 8
- 6. Clarity 12
- 7. Clarity Vision
- 8. Clarity Double Sided

Ekol Crystal Range

- 9. Crystal 5
- 10. Crystal 8
- 11. Crystal 12
- 12. Ekol Inset Plus

13. Ekol Apple Pie

- 14. Ekol Apple Pie Introduction
- 15. Apple Core / Baked Apple
- 16. Apple Stack / Baked Apple Stack
- 17. Apple Pie Options

18. Ekol Adept

- 19. Adept Classic / Adept Pedestal
- 20. Adept Steel Base / Adept Inset
- 21. Adept Options

22. Bio-ethanol Fuel

23. Colour Options

Clarity 5

This stove has been specially designed to fit a standard 16" by 22" opening (Low version only)

Available with optional light-reactive mirror stove glass. The glass has been developed to hide unsightly fire ash and tar marks when the stove is off and allows the fire to be viewed normally when in use.

Available in low and high bodied versions

Designed with a large window for maximum views of the fire.



Key Features

High Efficiency	✓ 78.9%
Nominal Heat Output	5 kW
Eco Design 2022 Ready	✓
Multifuel Ready	✓
Optimum Heat Output Range	2 to 5kW
Advanced Airwash	✓
Maximum Log Length	10"/250mm
5 Year Guarantee	✓
DEFRA Exempt for Smokeless Zones	✓
Large View Ceramic Glass	✓
Optional Mirror Glass	✓
Flue Outlet Top or Rear	5"(125mm)
Room Vent Not Normally Needed	✓
Option of Low or High Body	✓
Suitable for Use on 12mm Hearth	✓
Fits Standard 16" by 22" Opening (Low version)	✓

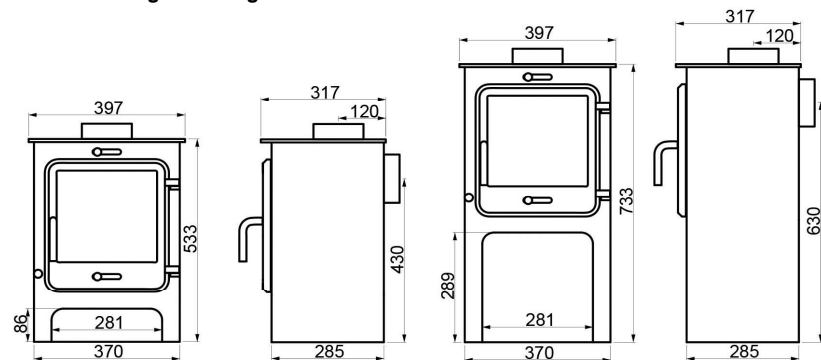


Low Dimensions

Weight = 67kgs

High Dimensions

Weight = 72kgs



Firebox = 305mm wide, 225mm deep



Clarity 8

Available in low and high bodied versions, designed with a large window for maximum views of the fire.

This stove is available with optional light-reactive mirror stove glass. The glass has been developed to hide unsightly fire ash and tar marks when the stove is off and allows the fire to be viewed normally when in use.



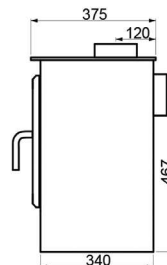
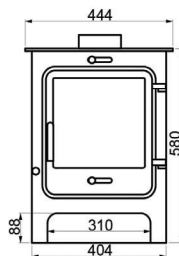
Key Features

High Efficiency	✓ 78.3%
Nominal Heat Output	6.4 kW
Eco Design 2022 Ready	✓
Multifuel Ready	✓
Optimum Heat Output Range	3 to 8kW
Optional Mirror Glass	✓
Maximum Log Length	12"/300mm
5 Year Guarantee	✓
DEFRA Exempt for Smokeless Zones	✓
Large View Ceramic Glass	✓
Advanced Airwash	✓
Flue Outlet Top or Rear	5"(125mm)
Option of Low or High Body	✓
Suitable for Use on 12mm Hearth	✓



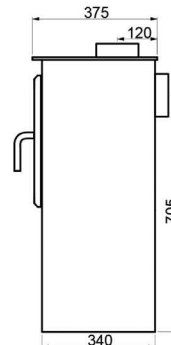
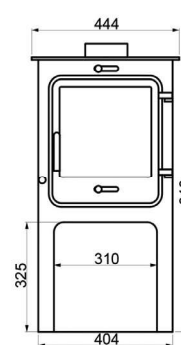
Low Dimensions

Weight = 85kgs



High Dimensions

Weight = 94kgs



Firebox = 340mm wide, 280mm deep

Clarity 12

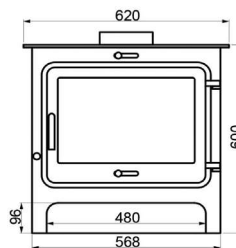
Key Features

High Efficiency	✓ 75.9%
Nominal Heat Output	10.5 kW
Eco Design 2022 ready	✓
Multifuel Ready	✓
Optimum Heat Output Range	4 to 12kW
Optional Mirror Glass	✓
Maximum Log Length	18"/450mm
5 Year Guarantee	✓
DEFRA Exempt for Smokeless Zones	✓
Large View Ceramic Glass	✓
Advanced Airwash	✓
Flue Outlet Top or Rear	6"(150mm)
Ultra Clean Burn	✓
Suitable for Use on 12mm Hearth	✓



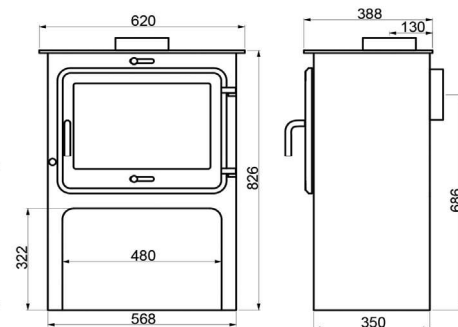
Low Dimensions

Weight = 125kgs



High Dimensions

Weight = 136kgs



Firebox = 510mm wide, 290mm deep

Clarity Vision

The Clarity Vision is designed to give the widest width and view of the fire whilst keeping the nominal rated output at 5kW. As one of the widest 5kW stoves available in the UK, there are few rivals in this category.

Based on the width and height dimensions of its big brother the Clarity 12, the depth is reduced allowing for easier insertion into shallow fireplaces or less intrusion into the room when used free-standing against a wall.

At the same time the wide firebox is retained allowing for long logs to be used.

A 5" diameter flue can be used making installation easier.

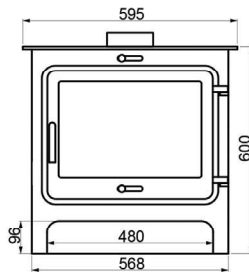


Key Features

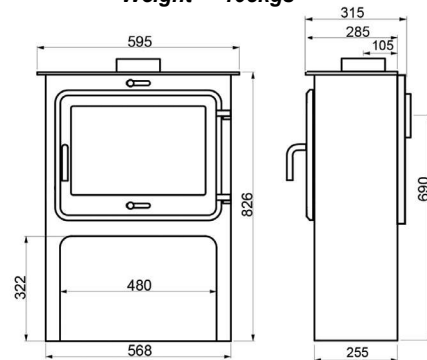
High Efficiency	✓ 78.9%
Eco Design 2022 Ready	✓
Wood Burner with optional Multifuel kit	✓
Advanced Airwash	✓
Nominal Output	5kW
Optimum Heat Output Range	2 to 7kW
Is Room Air Vent Usually Required?	No
Optional Mirror Glass	✓
Maximum Log Length	16"/400mm
5 Year Guarantee	✓
DEFRA Exempt for Smokeless Zones	✓
Large View Ceramic Glass	✓
Black Finish	✓
Flue Outlet Top or Rear	5" 125mm
Option of Low or High Body	✓
Suitable for Use on 12mm Hearth	✓
Optional heat shield reduces heat at rear of stove	✓



Low Dimensions Weight = 100kgs



High Dimensions Weight = 108kgs



Firebox = 450mm wide, 200mm deep

Clarity Double Sided

Introducing the first double sided stove ever to pass the stringent legal testing required for smoke control areas (DEFRA Exemption/Approval).

Many experienced manufacturers have attempted this without success.

Ekol's Advanced Combustion Research Facility enabled the Clarity Double Sided to achieve this though, and is in fact many times cleaner than the required standard.

Sit back and watch through large crystal-clear windows both sides.

Bridge two rooms through a central chimney or fireplace anywhere in your room for a stunning centre-piece.



Key Features

High Efficiency	✓ 76.2%
Nominal Heat Output	11.4 kW
Eco Design 2022 Ready	✓
Multifuel Ready	✓
Heat Output Range	5 to 14kW
Optional Mirror Glass	✓
Maximum Log Length	18"/450mm
5 Year Guarantee	✓
DEFRA Exempt for Smokeless Zones	✓
First Double Sided DEFRA Stove Ever	✓
Large View Ceramic Glass	✓
Advanced Airwash	✓
Top Flue Outlet	6"(150mm)
Option of Low or High Body	✓
Suitable for Use on 12mm Hearth	✓

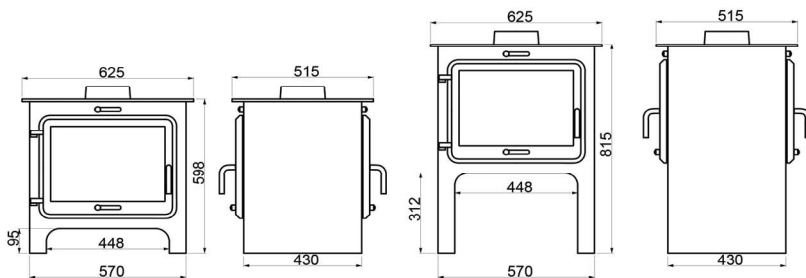


Low Dimensions

Weight = 137kgs

High Dimensions

Weight = 152kgs



Firebox = 515mm wide, 395mm deep



Crystal 5

Traditional cast iron hand built construction.

This stove has been specially designed to fit a standard 16" by 22" opening.

Available with optional light-reactive Mirror stove glass. The glass has been developed to hide unsightly fire ash and tar marks when the stove is off and allows the fire to be viewed normally when in use.

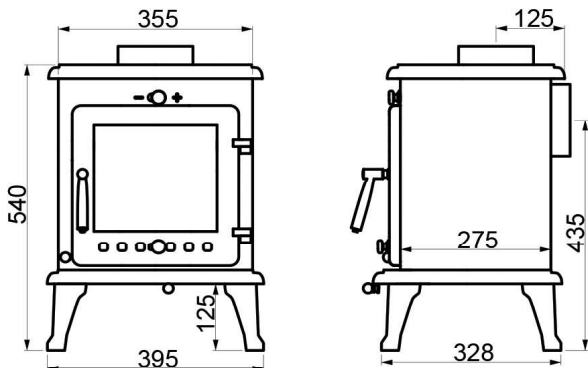


Key Features

High Efficiency	✓ 78.9%
Nominal Heat Output	5 kW
Eco Design 2022 Ready	✓
Multifuel Ready	✓
Optimum Heat Output Range	2 to 5kW
Optional Mirror Glass	✓
Maximum Log Length	10"/250mm
5 Year Guarantee	✓
DEFRA Exempt for Smokeless Zones	✓
Large View Ceramic Glass	✓
Advanced Airwash	✓
Flue Outlet Top or Rear	5"(125mm)
Room Vent Not Normally Needed	✓
Suitable for Use on 12mm Hearth	✓
Fits Standard 16" by 22" Opening	✓



Dimensions



Weight = 67kgs, Firebox = 320mm wide, 220mm deep



Crystal 8

Traditional cast iron hand built construction.

This stove is available with optional light-reactive Mirror stove glass. The glass has been developed to hide unsightly fire ash and tar marks when the stove is off and allows the fire to be viewed normally when in use.

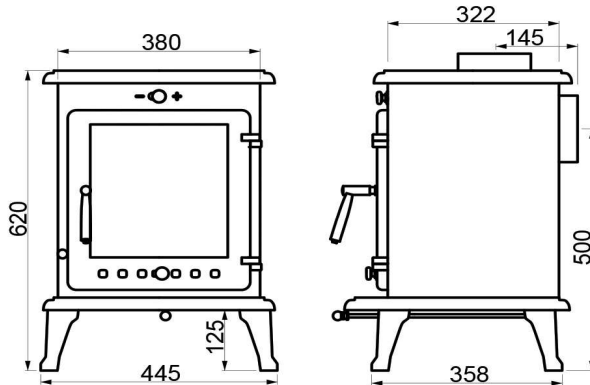


Key Features

High Efficiency	✓ 78.3%
Nominal Heat Output	6.4 kW
Eco Design 2022 Ready	✓
Multifuel Ready	✓
Optimum Heat Output Range	3 to 8kW
Optional Mirror Glass	✓
Maximum Log Length	12"/300mm
5 Year Guarantee	✓
DEFRA Exempt for Smokeless Zones	✓
Large View Ceramic Glass	✓
Advanced Airwash	✓
Flue Outlet Top or Rear	5"(125mm)
Suitable for Use on 12mm Hearth	✓



Dimensions



Weight = 85kgs, Firebox = 340mm wide, 260mm deep



Crystal 12

Traditional cast iron hand built construction.

This stove is available with optional light-reactive Mirror stove glass. The glass has been developed to hide unsightly fire ash and tar marks when the stove is off and allows the fire to be viewed normally when in use.

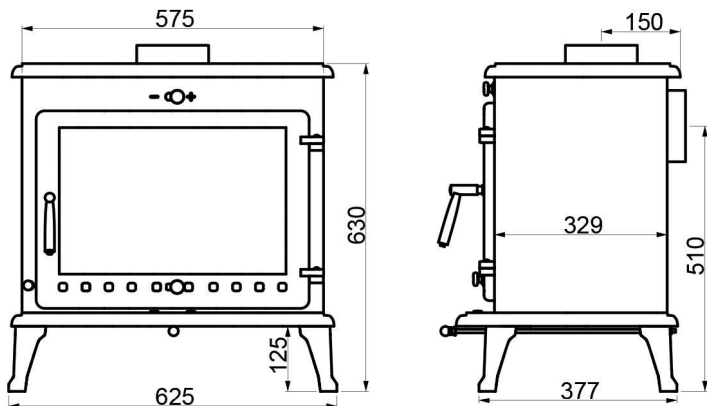


Key Features

High Efficiency	✓ 75.9%
Nominal Heat Output	10.5 kW
Eco Design 2022 ready	✓
Multifuel Ready	✓
Optimum Heat Output Range	4 to 12kW
Optional Mirror Glass	✓
Maximum Log Length	18"/450mm
5 Year Guarantee	✓
DEFRA Exempt for Smokeless Zones	✓
Large View Ceramic Glass	✓
Advanced Airwash	✓
Flue Outlet Top or Rear	6"(150mm)
Suitable for Use on 12mm Hearth	✓



Dimensions



Weight = 130kgs, Firebox = 500mm wide, 275mm deep





Gloss Black

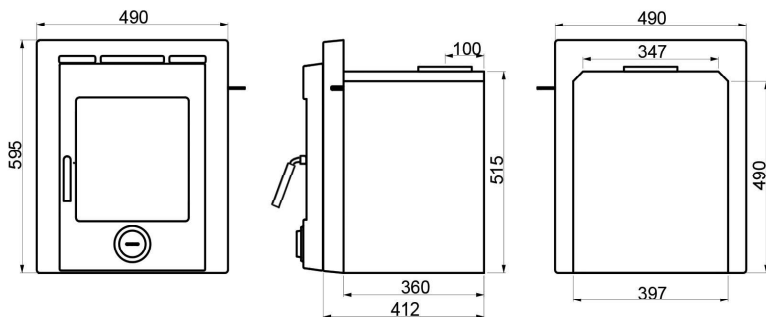


Metallic Black



Ivory

Inset Plus Dimensions



Weight = 92kgs, Firebox = 305mm wide, 325mm deep

ekol Inset Plus


Key Features

High Efficiency	✓ 81.1%
Nominal Heat output	5kW
Multifuel Ready	✓
Advanced Airwash	✓
Optimum Heat Output Range	3 to 8kW
Ultra Clean Burn	✓
Maximum Log Length	10"/250mm
5 Year Guarantee	✓
DEFRA Exempt for Smokeless Zones	✓
Large View Ceramic Glass	✓
Choice of 3 Colours	✓
Flue Outlet	5"(125mm)
Room Vent Not Normally Needed	✓
Large Firebox	✓
Fits Standard 16" by 22" Fireplace (or larger openings upto 19" wide)	✓
Simple 'Slot In' Installation	✓

Our Inset models are designed to fit into a standard fireplace opening with fireback removed, but equally could be built into the wall higher up for a more contemporary feel.

Available in:

Gloss Black Enamel , Light Ivory Enamel , Matt Black





The 'Apple Pie' range by Ekol. Whether it be for a boat, yurt, glamping pod, shepherd's hut or just a compact fireplace, 'Apple Pie' can be adapted and customised to suit.

With its individual styling, and multiple cooking options including stainless cook top, top baking oven, pan supports to one or both sides as well as griddle plate and pizza shelf inside, the Apple Pie is the 'Swiss Army Knife' of wood burning stoves.

Amongst an elite handful of small-space stoves fully compliant with DEFRA and Ecodesign 2022 it can be used to burn wood anywhere in the UK. With full cast iron construction and weighing in heavier than many stoves more than twice its size, it really is built to last. Primary, Secondary and Tertiary air are intuitively controlled by a single air control and with extra large window, enthusiastic fire-starters and chefs can easily monitor their creations.

Available in multiple colour options and configurations.



See Ekol Apple Pie brochure for more details



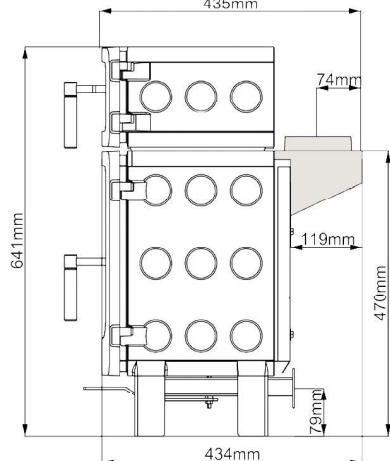
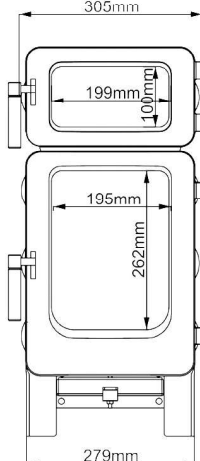
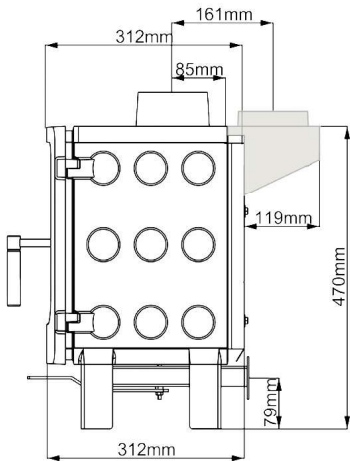
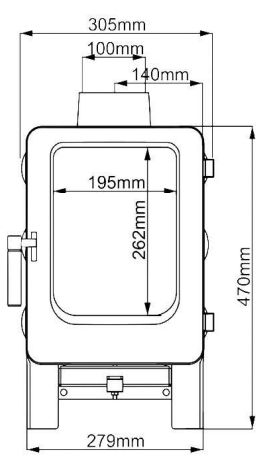
Apple Pie : Apple Core



Key Features

Nominal Heat Output	4.1 kW
High Efficiency	✓ 82%
Eco Design 2022 ready	✓
Optimum Heat Output Range	1 to 4kW
Advanced Airwash	✓
Maximum Log Length	8"(200mm)
10 Year warranty	✓
DEFRA Exempt for Smokeless Zones	✓
Low Distance to Combustibles	✓
Multifuel ready	✓
Flue Outlet -Top or Rear	4"(103mm)
Suitable for use on a 12mm Hearth	✓
Optional Colours	✓

Apple Pie : Baked Apple



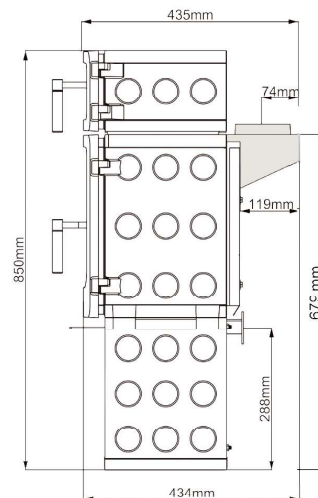
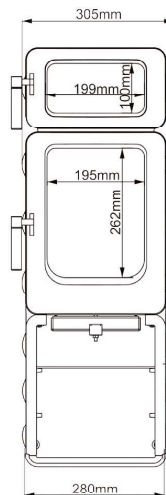
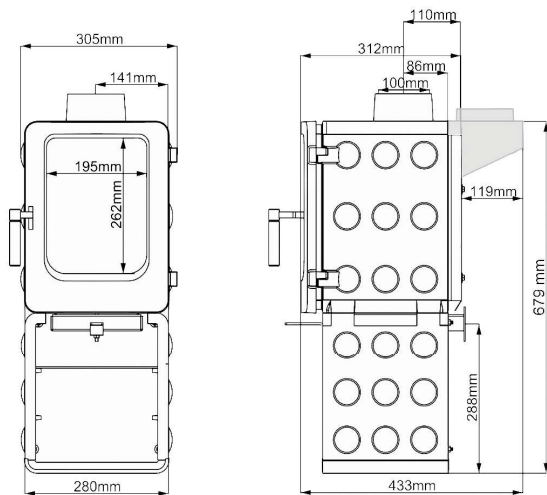
Apple Pie : Apple Stack



Key Features

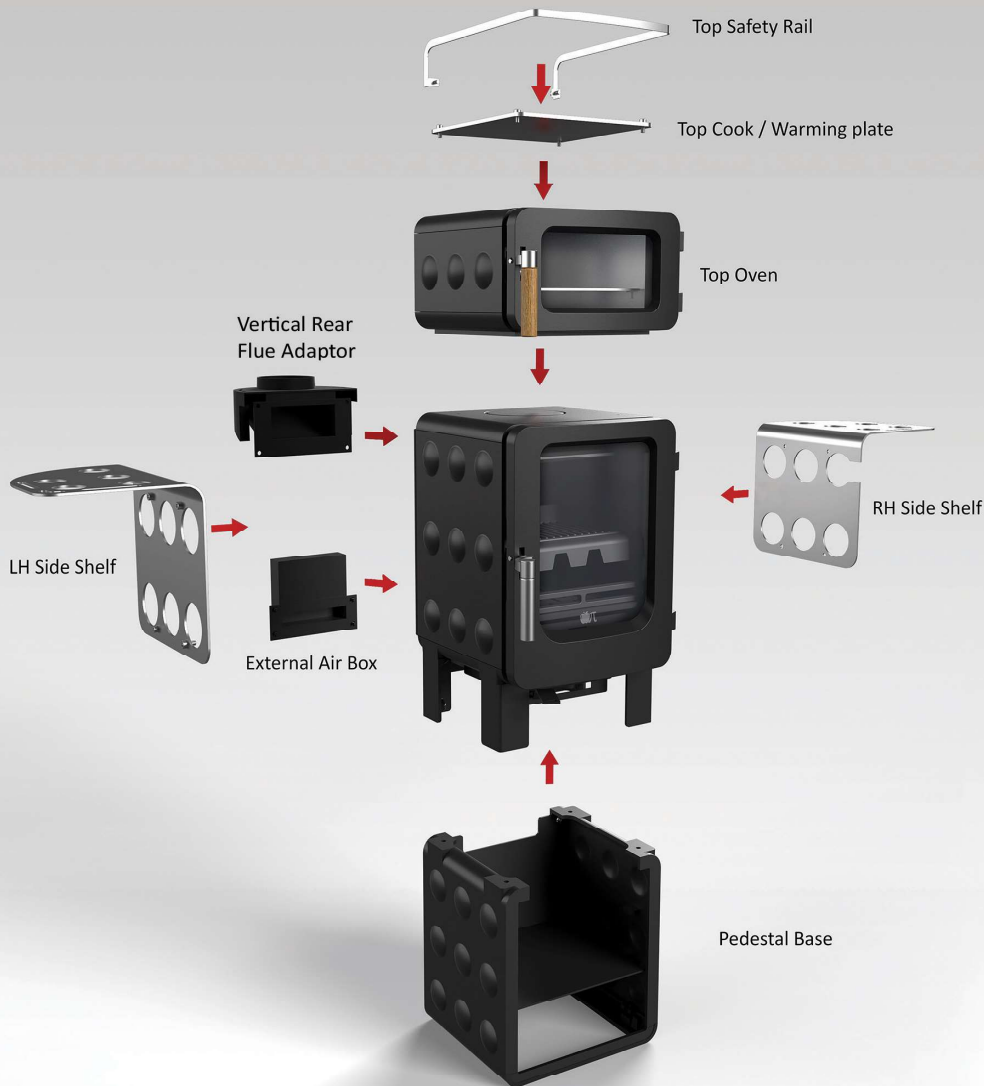
Nominal Heat Output	4.1 kW
High Efficiency	✓ 82%
Eco Design 2022 Ready	✓
Optimum Heat Output Range	1 to 4kW
Advanced Airwash	✓
Maximum Log Length	8"(200mm)
10 Year warranty	✓
DEFRA Exempt for Smokeless Zones	✓
Low Distance to Combustibles	✓
Multifuel ready	✓
Flue Outlet -Top or Rear	4"(103mm)
Suitable for use on a 12mm Hearth	✓
Optional Colours	✓

Apple Pie : Baked Apple Stack



Optional Extras

- Pot / Pan Safety Rail
- Top Cooking or Warming Plate
- Top Oven
- Left Side Plate
- Right Side Plate
- Pedestal / Store
- External Air Inlet
- Vertical Rear Flue Outlet
- Small or Large Enclosures
- Colour Options Available



ADEPT by ekol



Ekol-Adept is a highly advanced stove. Precision engineered dual layer steel construction, this is a very heavy duty woodburner and will efficiently heat your room to perfection via warm air convection as well as infra-red, thermal radiant heat.

Designed to burn in style, there are literally limitless options with this stove, so that it becomes your own truly bespoke piece of engineered design.

Floorstanding, wall hung, ceiling suspended, bench mounted, pedestal mounted, inset-hole-in-the-wall, glass fronted, regular door, curved glass door - the choice is yours.

With tactile material options such as concrete or Stone and stainless steel as well as multiple colour options and coloured ceramic glass, the stove is no longer just the black box in the corner of the room.

Ekol Adept can be fully room-sealed and fed air from outside meaning it need not take air from the room.

Huge viewing window and super-pre-heated airwash air keeps the screen unbelievably clean and clear for mesmerising views of the advanced combustion chamber.



To explore the possibilities of Ekol-Adept, see the separate Adept Brochure



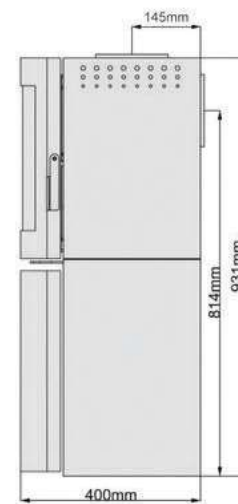
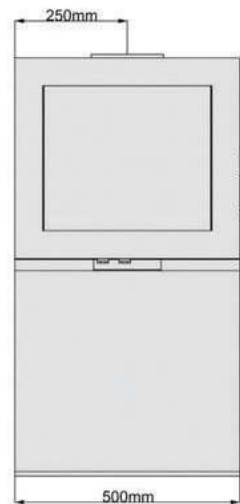
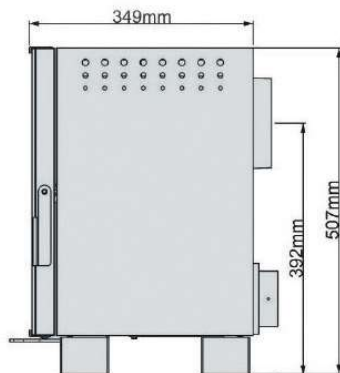
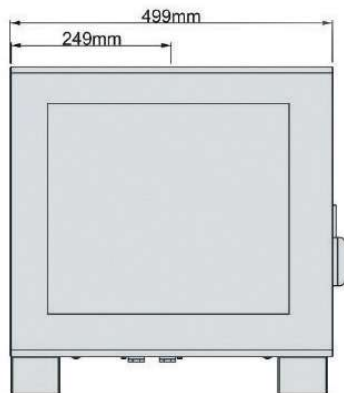
Adept Classic



Key Features

Nominal Heat Output	5 kW
High Efficiency	✓ 80.3%
Eco Design 2022 Ready	✓
Dual Fuel ready	✓
Optimum Heat Output Range	2 to 7.5kW
Advanced Airwash	✓
Maximum Log Length	18"(450mm)
10 Year Body warranty	✓
DEFRA Exempt for Smokeless Zones	✓
Large View Ceramic Glass	✓
Optional Mirror glass	✓
Flue Outlet Top or Rear	5"(125mm)
Suitable for use on a 12mm Hearth	✓

Adept Pedestal



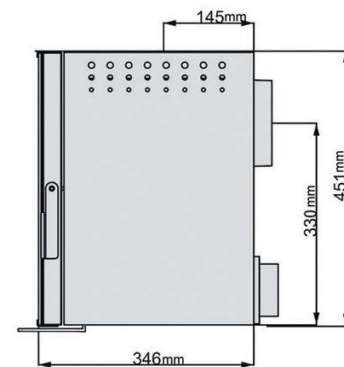
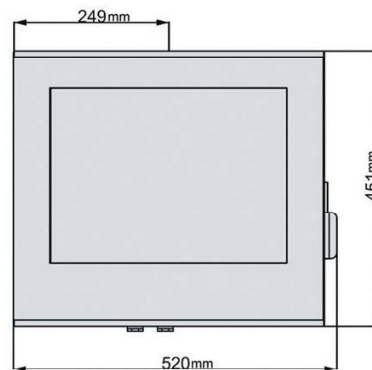
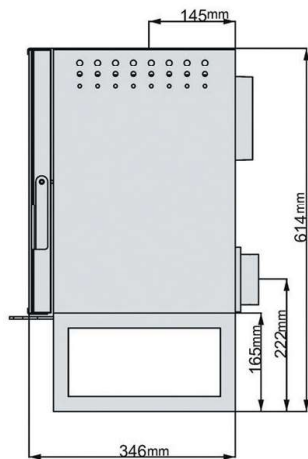
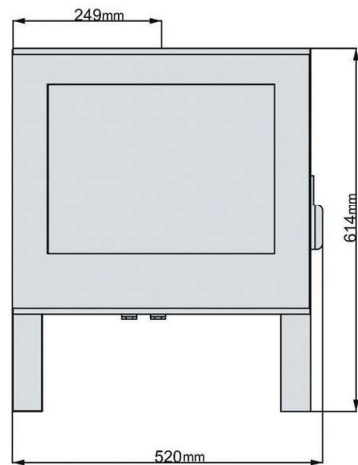
Adept Steel Base



Key Features

Nominal Heat Output	5 kW
High Efficiency	✓ 80.3%
Eco Design 2022 Ready	✓
Dual Fuel ready	✓
Optimum Heat Output Range	2 to 7.5kW
Advanced Airwash	✓
Maximum Log Length	18"(450mm)
10 Year Body warranty	✓
DEFRA Exempt for Smokeless Zones	✓
Large View Ceramic Glass	✓
Optional Mirror glass	✓
Flue Outlet Top or Rear	5"(125mm)
Suitable for use on a 12mm Hearth	✓

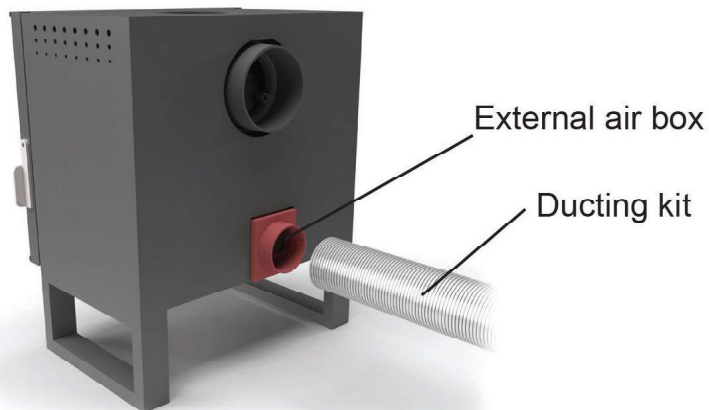
Adept Inset



Options.....

External Air supply box.

Available in 3" (for tight access situations) and standard 4"



Door and Glass Options



Standard Door and Glass



Curved Door and glass



Glass Fronted Door
(Double glazed)

Colours:

(colours may vary from printed swatches below, for guidance only)

Metallic black (standard)

Charcoal

Light Grey


Silver

Metallic Blue

Patriot Blue

Special request colours can also be specified (call or email for details)


Side and base frame legs can also be finished in Gloss White.



Metallic Black



Charcoal



Light Grey



Silver Metallic



Metallic Blue



Patriot Blue

Bio-Ethanol Fuel

The precision laser cut stainless steel burner tray has been designed to specifically suit the Clarity Vision and Adept stove models.

With this option the customer can easily and quickly switch between bio-ethanol or wood (when connected to a normal flue), or, the stove be used as a completely free-standing appliance with no chimney required if only burning the liquid fuel.

Bio-ethanol is a very clean fuel only emitting a tiny amount of water vapour as a by-product.

Heat output is approx. 1.5kW so ideal as a “background” heat, or maybe during spring/summer evenings for the ambience of a real flame but with less heat requirement.

Alternatively, you can choose this model if you want the look and feel of a woodburner but do not want a chimney or flue system installed. When using bio-ethanol no flue is required.



Clarity Vision



Adept

Door Colour Options



Black - The Ekol standard colour with a slight metallic fleck to the paint adding depth to the surface.



Light Grey - Just as it sounds.



Charcoal - A dark grey a few shades under black - makes a subtle contrast with the black body.



Mojave Red - A deepish vibrant red.



Almond - A clean light creamy colour but not overly yellow.



Burnished - Hand finished lightly-polished bare metal. Some natural casting imperfections retained for a unique look.

Metallic
Black

Charcoal

Light
Grey

Metallic
Blue

Patriot
Blue

Almond

Mojave
Red

Apple
Green

Green
Illusion

Burnished
(Door Only)

You can choose to add a little colour to your Ekol by ordering it with a contrasting door colour. Shown here are our most popular choices.

Also available with the 'burnished' door option - the cast iron door is finished by hand with various polishing tools and abrasives to give a truly unique bare-metal look, then coated with a clear protective surface - no two are ever the same. Parts of the door over time will then change through many different hues of subtle blues and purples as the stove is heated.

(Colours shown are for representation only and printed brochure may vary slightly from actual colours)



www.defrastoves.com +44(0)1929 555211